



Macroeconomics Review

March 2025

Monetary Policy

<u>Inflation Rates</u>	Annual inflation amounted to 3.5% in March, Increased by 1.1PP monthly.
<u>Refinance Rates</u>	The ECB lowered its monetary policy rate by 25 BP in its last meeting.
<u>International Reserves</u>	In March, international reserves increased by \$77 mln, amounting to \$4.31 bln.

Macroeconomic Outlooks

<u>Real GDP</u>	Real GDP witnessed an 7.7% annual growth in February.
<u>Earnings Dynamics</u>	In the 4Q-24, the average monthly income amounted to 2,218 GEL.
<u>Residential Real Estate</u>	Tbilisi's real estate market size amounted to \$236 mln in February (+7.1% y/y).

External Trade

<u>Exports Dynamics</u>	Exports experienced a 7.3% decrease from the previous year in February.
<u>Imports Dynamics</u>	Annually, February Imports have shown a 6.6% decrease.
<u>Other Observations</u>	Precious Metals exports increased by 53% compared to the previous year.

Additional Observations

<u>FDI</u>	FDI in 2024 amounted to \$1.3 bln, 30% decrease from 2023 figure.
<u>Exchange Rates</u>	GEL appreciated by 0.84% against the USD in March.
<u>Market Watch</u>	S&P 500 fell by 12% month-over-month to \$5,062.

Report was created by Macroeconomics & Research Unit

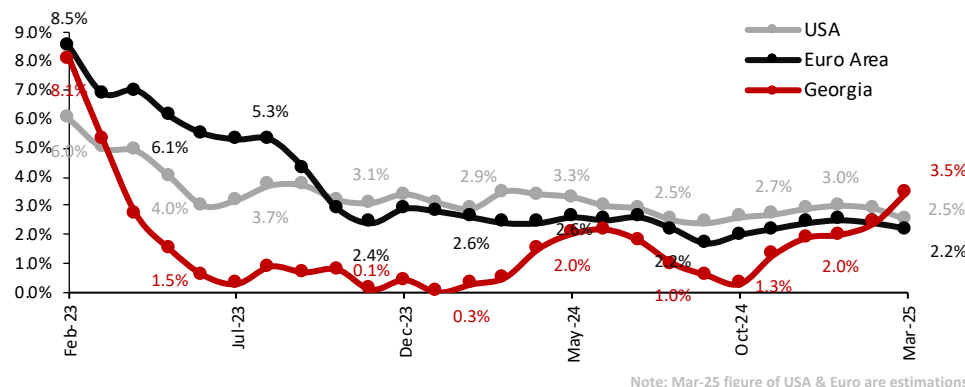
Report owners
Aleksandre Akhaladze | aleksandre.akhaladze@lb.ge | +995 592 37 13 69
Elene Vashakmadze | elene.vashakmadze@lb.ge | +995 597 74 77 09
Zura Akhvlediani | zura.akhvlediani@lb.ge | +995 514 05 03 01

Address: 74 Chavchavadze Ave.
Email: Macronewsletter@lb.ge

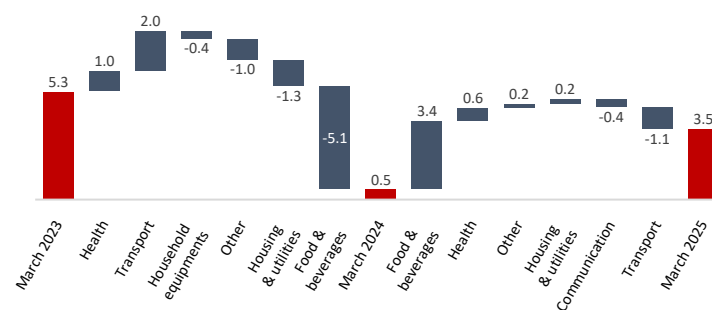
Y/Y Inflation Dynamics

Contributors to Y/Y Change of Annual Inflation Changes in Georgia

Inflation



Note: Mar-25 figure of USA & Euro are estimations



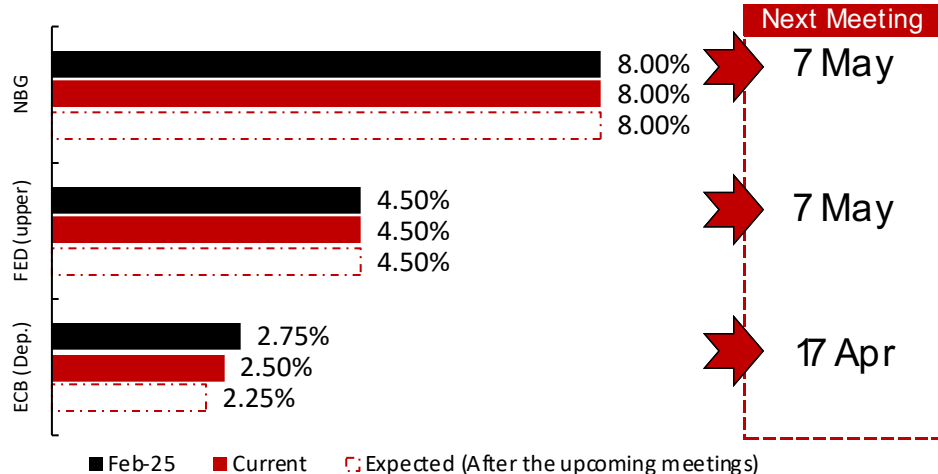
- In March, Georgia's annual inflation rose to 3.5%, the highest since March 2023, driven mainly by higher prices in food and non-alcoholic beverages (+2.2pp contribution) and healthcare (+0.74pp).
- Domestic inflation amounted to 4% (1.9PP contribution in total) in March, mixed* 5.7% (1.6PP) and imported 0.2% (0.0PP).
- Monthly inflation amounted to 1.1%, mainly influenced by price changes for the Food and non-alcoholic beverages (0.93PP).

*Including products that are imported as well as those produced domestically.

Sources: Geostat, Eurostat, US Bureau of Labor Statistics

Reference Rate Trends and Expectations

Refinance Rates



Next Meeting

7 May

7 May

17 Apr

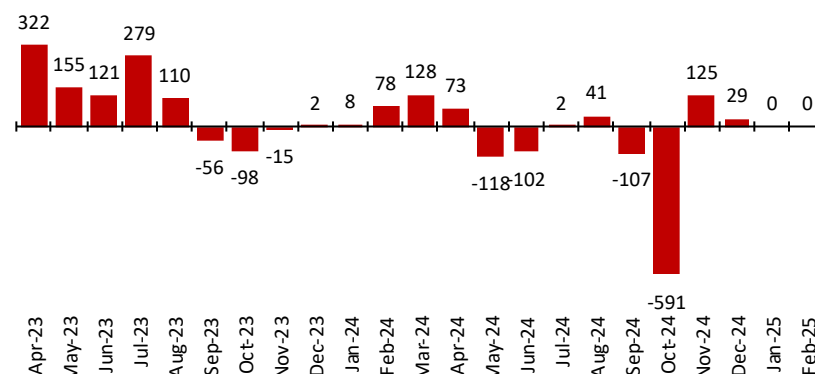
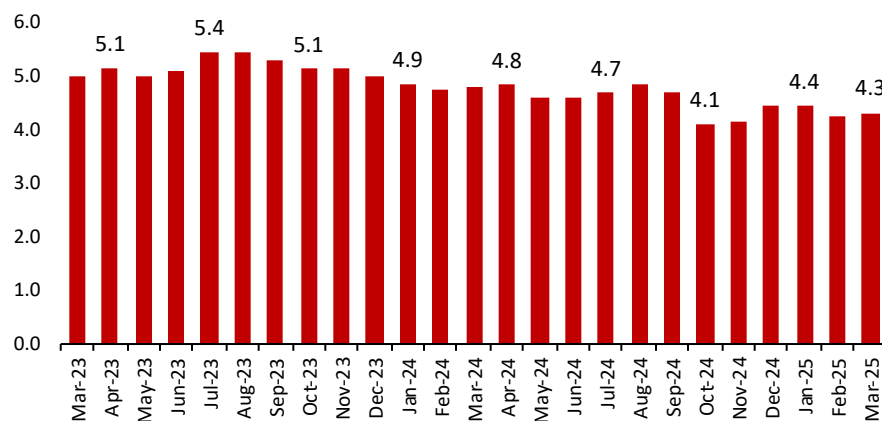
- Over the past six months, inflation has surged from 0.3% to 3.5%. March's inflation has now exceeded the NBG's target level of 3%, making a rate cut highly unlikely. If inflation fails to stabilize in the coming months, the possibility of a rate hike could come back into focus.
- The Fed is expected to keep its benchmark rate at 4.50%, as inflation remained above target, reaching 2.8% in February. The inflationary impact of new tariffs is becoming increasingly relevant, likely delaying any near-term rate cuts.
- ECB lowered its deposit facility rate by 25 basis points to 2.5%, taking a step toward further monetary easing. Policymakers remain cautious, signaling that future rate adjustments will depend on inflation trends and external risks.

Sources: NBG, Bloomberg, ECB

NBG Reserves Dynamics (US\$ bln)

NBG Net Purchases (US\$ mln)

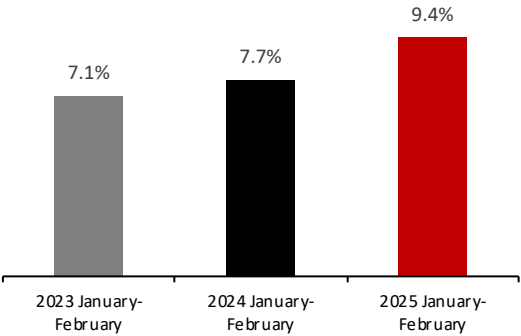
International Reserves Dynamics



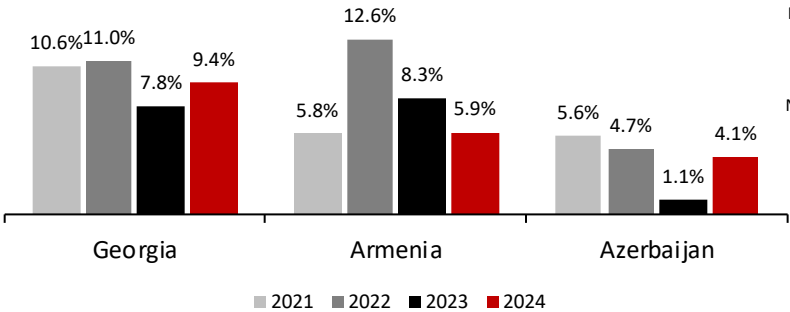
- As of March, national reserves amounted to \$4.31 billion, reflecting an increase of \$77 million from the previous month.
- In February, NBG has not made any transactions. This was the second consecutive month with no transactions.
- Year-over-Year national reserves decreased by \$466 mln.

Source: NBG

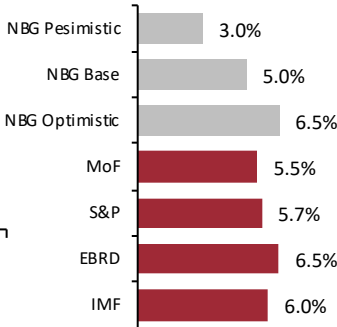
Y/Y Real GDP Estimated Growth



GDP Growth Compared to neighbors



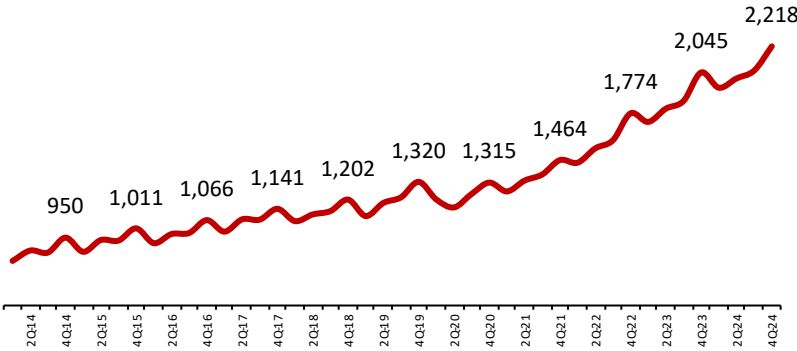
Forecasts for 2025:



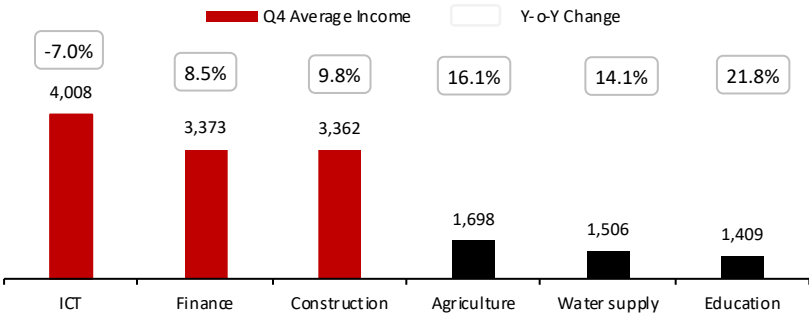
- Yearly real GDP experienced 7.7% growth in February. The highest growth was registered in following sectors: Professional, scientific and technical activities, ICT, Transportation and storage.
- Georgia recorded the highest GDP growth in the region over the past four years, while forecasts suggest a moderate slowdown in 2025 compared to previous years, with estimates ranging between 5.0% and 6.5% for the year.

Sources: Geostat, Armstat, CBAR, MoF, S&P, EBRD, IMF.

Average Monthly Earnings (GEL)



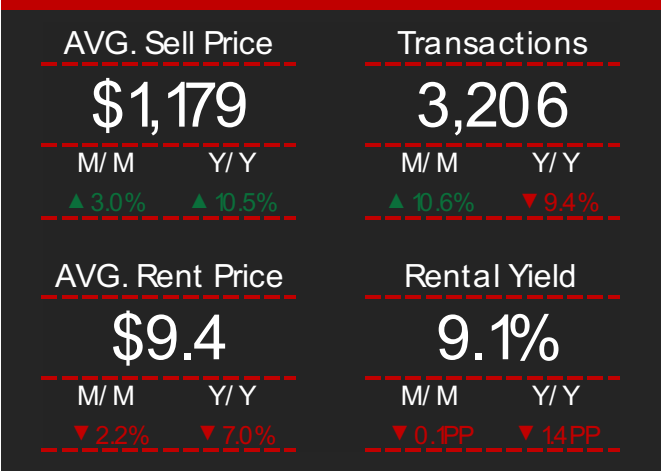
Top & Bottom Earners by Sector (GEL)



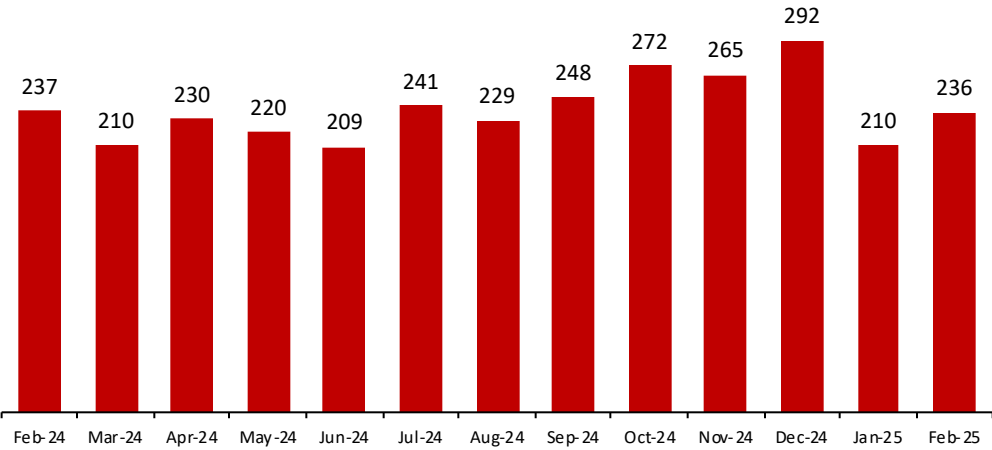
- In the IV quarter of 2024, the average monthly nominal earnings increased by 8.5% y/y and amounted to 2,217.5 GEL.

Source: Geostat

Tbilisi Residential Estate Market (Feb-25)



Dynamics of Tbilisi's Housing Market Size (US\$ mln)



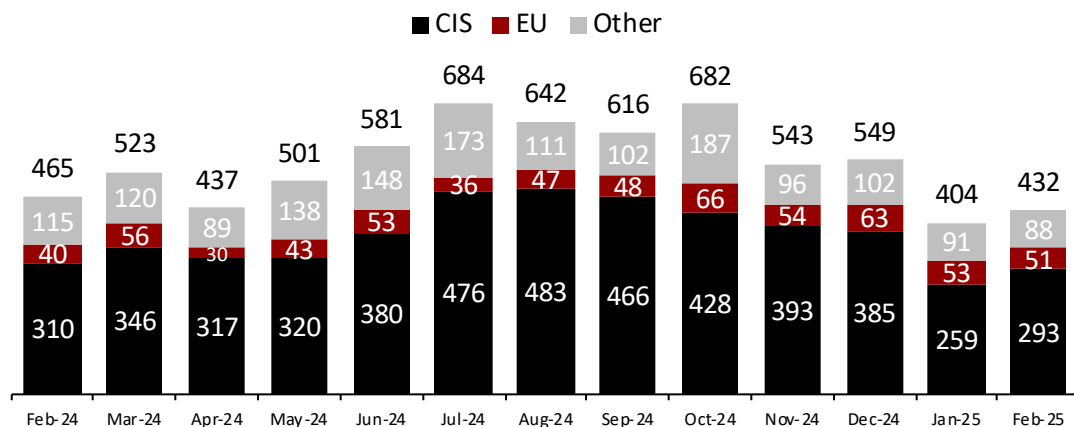
- In Feb-25, the market size in Tbilisi amounted to 236 mln and saw 12.4% m/m and -7.1% y/y increase.
- In Tbilisi, during the fourth quarter of 2024, the number of residential building permits issued declined by 2% to 1,168, while the permitted area, in terms of square meters, increased by 11.5% to 1,568 thousand.

Note: Changes in rent prices are derived from NBG data, while absolute values are sourced from SS.ge.

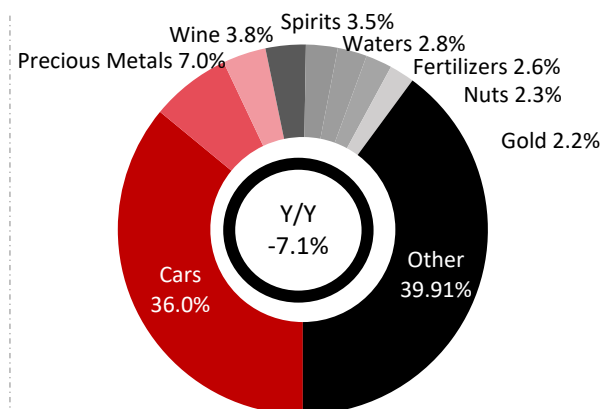
Sources: NBG, Recov, SS.ge, Geostat

Export Dynamics

Export Dynamics (US\$ mln)



Exports by Products

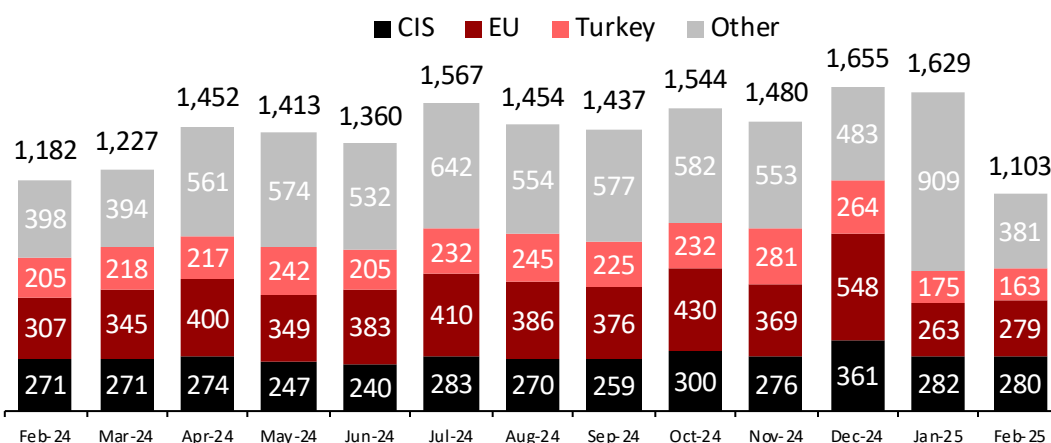


- In February, exports totaled \$432 million, marking a 7.1% decline compared to the same period last year. Exports to the EU rose by 25%, while exports to CIS countries fell by 5%.
- Key contributors to this decline were Ferro-alloys (-3.3 PP effect in total) and Wine (-2.8PP), while Precious metals (2.2PP), had the biggest positive impact.

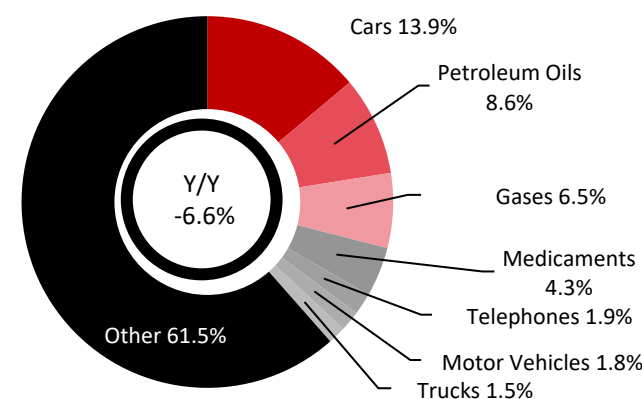
Source: Geostat

Import Dynamics

Import Dynamics (US\$ mln)



Imports by Products

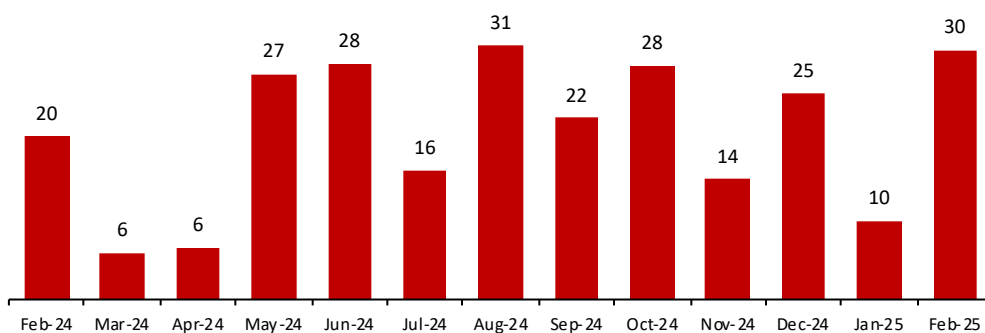


- Imports to Georgia amounted to \$1.1bln In February illustrating a 6.6% decrease from February 2024.
- Key contributors to this decrease were Motor Cars (-3.5PP effect in total growth) amounting to \$153 mln and aircraft (-1.9PP).

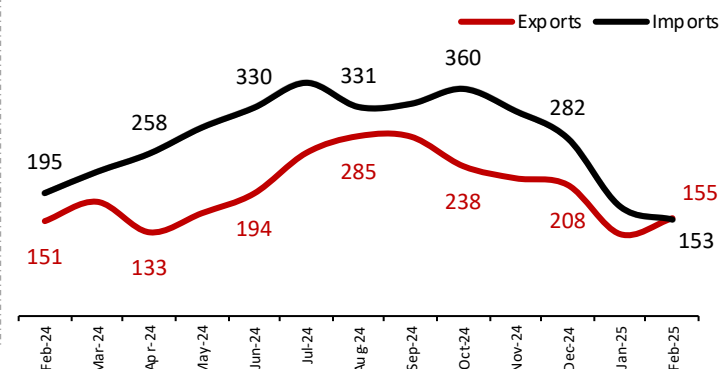
Source: Geostat

Other Observations

Precious Metals Export Over the Last Months (US\$ mln)



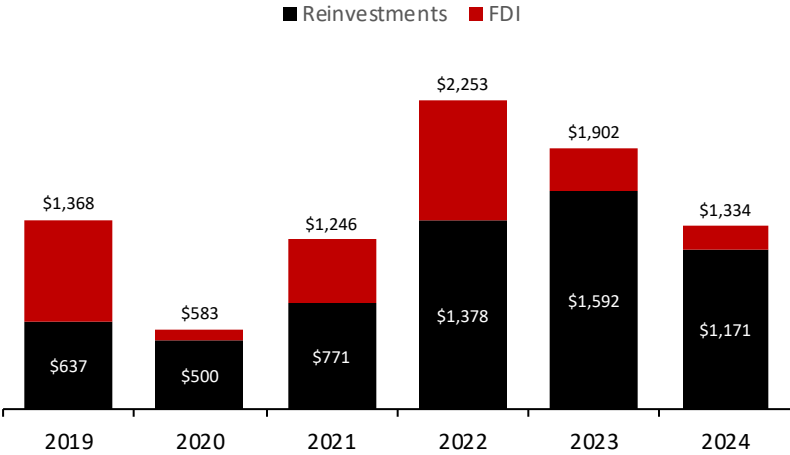
Car Trade Dynamics Over the Last Months (US\$ mln)



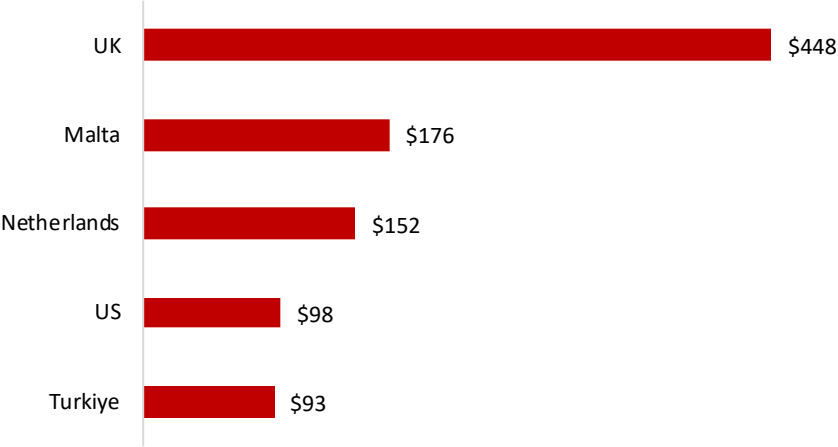
- Compared to February 2024, exports of Precious Metals Increased by 53%.
- Motor car exports increased by 3% compared to the previous year, while imports decreased by 22%.

Source: Geostat

FDI and Reinvestments in Georgia (mln \$)



Major Investor Countries by 2024 (mln \$)

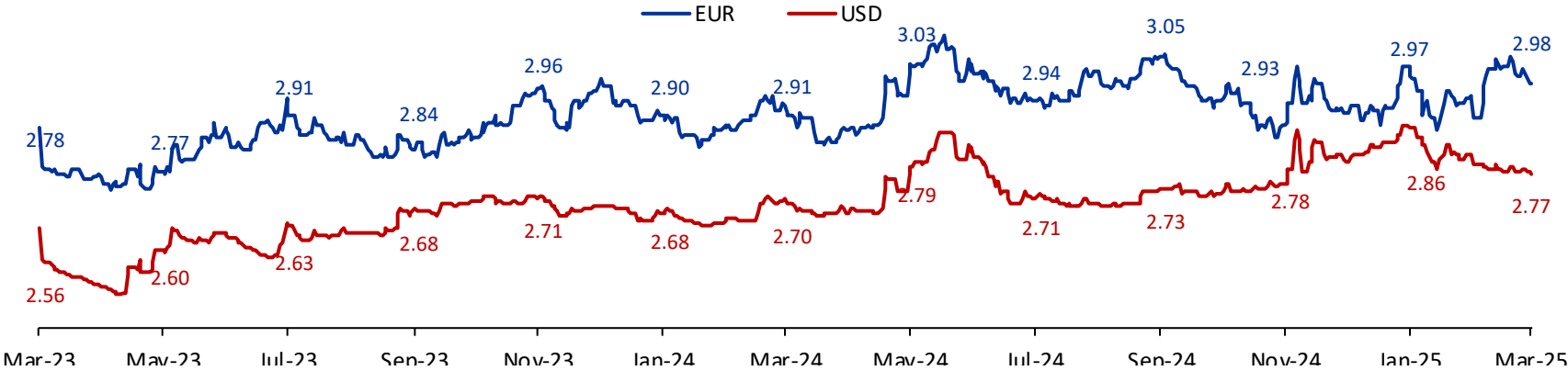


- In 2024, FDI amounted to \$1.3 bln and experienced 30% decrease from the previous year.
- The UK reaching \$448 mln in 2024 (33.6% in total) was the major foreign direct investor country. Malta was the second with \$176 mln (13.2% in total), followed by Netherlands with \$152 mln (11.4% in total).

Source: Geostat

FDI

GEL Exchange Rate Dynamics



- In March, GEL appreciated by 0.84% against the USD and depreciated by 1.57% against the Euro.

Sources: NBG

Exchange Rates

Market Watch (Close Prices as of April 07, 2025)

S&P 500		Gold		WTI Crude Oil		Bitcoin	
\$5,062		\$3,013		\$61.20		\$79,381	
M/M	Y/Y	M/M	Y/Y	M/M	Y/Y	M/M	Y/Y
▼12%	▼1%	▲3%	▲26%	▼7%	▼28%	▼8%	▲24%
TBC		BOG		G Capital			
£35.7		£47.4		£12.9			
MoM	YOY	MoM	YOY	MoM	YOY		
▼18%	▲12%	▼12%	▼7%	▼13%	▼4%		

- S&P 500 fell by 12% month-over-month to \$5,062. The sharp drop reflects investor caution amid economic slowdown concerns and a shift in rate cut expectations, weighing heavily on equities.
- WTI Crude Oil declined by 7% month-over-month to \$61.20, deepening its 28% year-over-year decline. Weak demand, rising U.S. inventories, and uncertainty around OPEC+ production cuts continue to pressure prices.
- Gold rose by 3% month-over-month to \$3,013, extending its year-over-year rally to 26%. Safe-haven demand remains strong as investors react to heightened market volatility, geopolitical risks, and central bank gold accumulation.

Sources: Bloomberg, LSE

Market Watch

JSC Liberty Bank has created this document for informational purposes only, and it was developed independently from the companies mentioned. The content of this document should not be regarded as an offer or invitation to buy, sell, or subscribe to any securities or assets. It does not create a contractual obligation or recommendation to take any actions.

The information and opinions presented are based on sources believed to be reliable and in good faith, but they may change without notice. The accuracy and completeness of the information cannot be guaranteed, and therefore, no reliance should be placed on it. JSC Liberty Bank, any other member of the group, or their respective directors, employees, affiliates, advisors, or agents do not provide any express or implied warranty or guarantee regarding the usefulness of this document for predicting the future performance or value of any security or asset. Third-party publications, studies, and surveys included in this document are also subject to the same disclaimer.

The information contained herein is not guaranteed to be fair, accurate, complete, or correct, and should not be relied upon for legal, investment, business, or tax advice. Recipients of this document should conduct their own independent investigation and evaluation of the matters discussed. Any investment decisions made based on this document are solely the responsibility of the investor. JSC Liberty Bank, along with any other member of the group and their respective directors, employees, affiliates, advisers, and agents do not act as an investment, finance, tax and/or legal advisor and shall not be liable for any loss or damages arising from the use of this document or its contents or any act or failure to act based on this document, regardless of whether the loss or damages were caused by negligence or otherwise.

Report was created by Macroeconomics & Research Unit

Report owners

Aleksandre Akhaladze | aleksandre.akhaladze@lb.ge | +995 592 37 13 69

Elene Vashakmadze | elene.vashakmadze@lb.ge | +995 597 74 77 09

Zura Akhvlediani | zura.akhvlediani@lb.ge | +995 514 05 03 01

Address: 74 Chavchavadze Ave.

Email: macronewsletter@lb.ge